



August 2020 Answer Sheet

Welcome to Puzzled Pint!

Tonight

- We're here to help! This is not a competitive event. Ask the Game Control volunteers (GC) for hints as often as you'd like. The goal is to have fun, not to be frustrated!
- If your location is running virtual, go to the location page and find out how to contact your local GC. It's located at: <http://puzzledpint.com/august-2020/the-great-british-baking-show/binging/>
- We also have a Google Doc that can be used as an online solving tool. This can help those who have team members in different locations or those who don't have access to a printer! It's located at: <https://docs.google.com/spreadsheets/d/1ZQ5QI4VnAqQT3QBY6ZiuDtvVdmHI-WUJtMbSbLnqCNY/>

The Puzzles

- Each puzzle will solve to a short word or phrase. How? That's for you to discover!
- Need a code sheet or solving resources? Check out the Resources page on Puzzled Pint's webpage: <http://www.puzzledpint.com/resources/>
- You can use anything to help solve: Use your phone; the internet is fair game! Think your brother might have an insight? Give him a call!
- While each month has a theme, you need no special knowledge of the theme to solve.

About Puzzled Pint

- How did tonight go? Email us at Feedback@puzzledpint.com
- We're an all-volunteer organization.
 - Help us run locally: Talk with Game Control about how you can volunteer.
 - Help us run globally: <https://www.patreon.com/PuzzledPint>.

Team Name:

Start Time:

Team Size:

End Time:

Puzzle Answers	
Technical Challenge	
The Judges	
The Artist	
Letters From Alice	
Meta: The Finale	



In technical challenges, the judges give bakers incomplete recipes, so there's an **element** of mystery in each step. Contestants need to look closely at obscure instructions to figure out what to do.

This time, judge Paul Hollywood snuck a note in his spicy corn scone recipe. It's something every baker needs at the end of the day.

Paul says: "Don't forget to add **shortening** and **pair** ingredients as needed." If you take his advice, you'll find **five familiar words** to guide you. He adds: "Mark my words -- I'm **counting** on you to do well in this challenge."

Spicy corn scones

- Make dough for scones. (I know these terse instructions have earned me the reputation of "bad cop." Personally, I think I'm the nice judge!)
- Don't forget to preheat your oven, Einstein! (I, um, have faith in you, I swear.)
- Next, get ready to mix some corn into your dough. Use a sharp knife to slice corn off the cob. Alternatively, use a corn stripper tool.
- Mold dough on a wooden slab, or on the countertop if you prefer.
- Shape dough until boxy. Gently form into proper shape.
- One onion, diced, should be plenty to sprinkle on top.
- I was just about to remind you to stir only 1/2 cup of corn into your batter. Oops, too late!
- Scones in the oven are like precious cargo. Never stop watching! Cues that they're ready to come out include a light brown color and cracked top.
- For dipping sauce: Never fear extra spice! Add enough chillies so lips get bee-stung. Stench of garlic should waft through the tent -- don't skimp on it!
- For garnish: Place walnuts in food processor and pulse until coarse. Nicely ground (not too fine) is the ideal texture.



Ana, a British Baking Show quarter-finalist, is trying to remember what she baked earlier in the series. However, she keeps getting **mixed up** about the judges' feedback and can't recall which comment corresponds to which dish. She wrote all the comments on **index** cards to try to jog her memory.
















Once she sorts it out, she'll remember what she needs for the next signature challenge.

Judges' comments	Dishes
1. "Such buttery layers – a delightfully rustic dessert!"	Episode 1: Chocolate truffle
2. "Seemed like you used cheap ingredients."	Episode 2: Guinea fowl pie
3. "So very bland – plainer than your usual dishes."	Episode 3: Potato and sage tart
4. "No need to be fretful – it turned out delicious!"	Episode 4: Almond praline
5. "You didn't finish – and don't try to blame this one on the time limit."	Episode 5: Cake with citrus compote
6. "Deciding to go with the flow this time paid off."	Episode 6: Melba toast topped with pâté
7. "Very delicious – truly one for the ages!"	Episode 7: Peach cobbler



Every episode of “The Great British Baking Show” features sketchbook renderings of bakers’ dishes. The show recently hired a new artist, Bri, who made lots of mistakes in depicting the showstopper creations. This week’s showstoppers are cakes sculpted into objects of the bakers’ choosing.

The show’s artistic director marked up Bri’s sketchbook and asked him to make the necessary corrections. If Bri listens, he’ll go from being a **zero** to **one** of the top artists in the UK. And he’ll truly understand what an art critic does.

 <p>Should be a mollusk, not something to hammer!</p>	 <p>Should be a rundown house, not a bag!</p>	 <p>Should be something you wear outside, not something you sleep on!</p>	 <p>Should be something you receive on your birthday, not something you drive!</p>	 <p>Should be a spotlight, not this breakfast treat!</p>
 <p>Should be something from your eyes, not something that listens!</p>	 <p>Should be a cold, frothy beverage, not Japanese wine!</p>	 <p>Should be a walking stick, not this metal container!</p>	 <p>Should be wheat, not a smile!</p>	 <p>Should be a wading bird, not someone who saves the day!</p>
 <p>Should be a bucket, not a friend!</p>	 <p>Should be rodents, not frozen water!</p>	 <p>Should be a whale, not a goblin-like creature!</p>	 <p>Should be a marine mammal, not the ocean!</p>	 <p>Should be something to water the garden, not shape the soil!</p>



Letters from Alice



©2020 CC BY-NC-SA Intl. 4.0 Alison Perch (Lansdowne, PA/USA)

“The Great British Baking Show” features glimpses into the contestants’ daily lives, which often include friends and family. It’s a way for viewers to learn more about their favorite bakers.

One baker, Hiro, loves visiting his long-distance girlfriend (Alice) and bringing her all kinds of sweets. He’s concerned, though, that he’ll be eliminated from the show soon.

Hiro has been sending Alice several worried letters. “**Sounds like** I’m going to be leaving the tent before too long,” he wrote in his first note.

Alice mailed back one of his letters and added a puzzle to cheer him up.

She also included this note: “There are more letters coming, even more than you might expect. Keep listening for the postman. And maybe you aren’t sure how to fill that empty space, deep down in your heart. Just read your letter aloud to yourself, and keep **looking up**. And then you’ll find a way to fill that void. I know you can impress the judges. You just need...”

Of the 5 basic questions of information gathering, this one is often listed last _____

These past few months have been rough. Baking is stressful, and you are

Seabirds (add “in” to the beginning to get a word for “trainees”) _____

the only person who understands me and cares. See, my ex would

Excessively, or as well _____

never let up & let me be, but you’re totally supportive. I can’t wait to visit

Dorothy’s auntie _____

& drink some tea together. I promise I’ll bake your favorite scones!

Y B X T C U R Y T



Congratulations! You made it to the finals, meaning you're one of the top amateur bakers in the UK. Well done! Now, you'll need to **use all the techniques you learned along the way** to emerge victorious.

You want to be fully prepared, so you asked past contestants for advice and sketched a diagram of the tent. You've made all your preparations, but you still aren't sure what to take in the end...

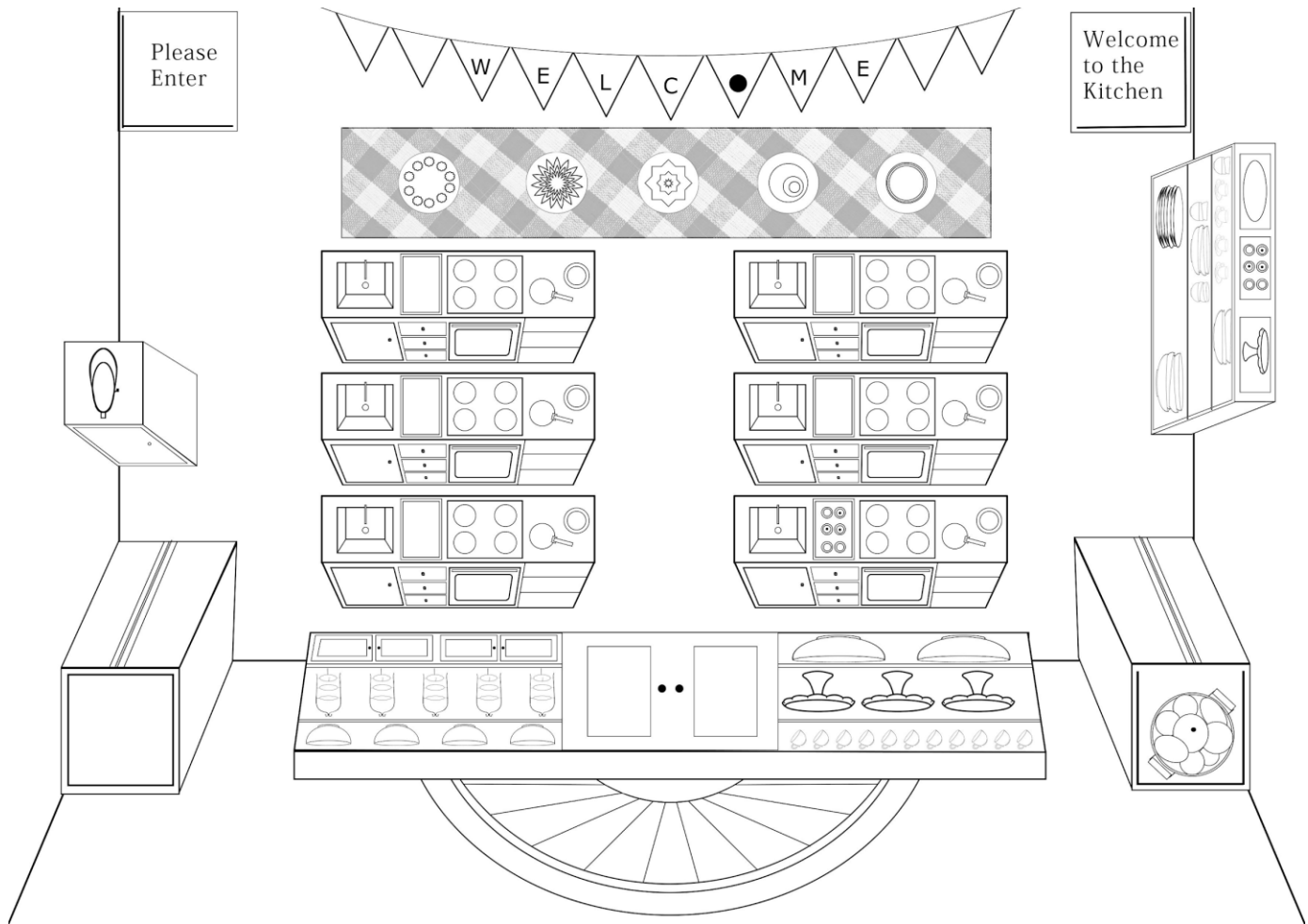
Part 1: Words of wisdom from past bakers, before you enter the tent one last time:

- "You can reach that final mile if you do it with a smile." - Art Rader
- "Had victories and losses... it all *evens* out in the end." - Anna Graham
- "To get ready, read your favorite book." - Judd Jovart
- "You're probably tired of the word 'carb'... only it's just the beginning of your bread journey!" - Molly Cule
- "Oh! Don't forget oven mitts." - Lissa N. Cair-Fulli
- "Wear a donut like a bracelet for good luck." - Ella Mintz
- "To get in the mood to win, drink some wine!" - Dee Zyne-Criddick
- "*Net* another win." - Saul McZup
- "If wishes were dishes, you'd be *The Genie*." - Rhea Orr-Durr

When you enter the tent (on the next page), you'll need to...




Part 2: The Tent:



ANSWER: The _____

This is a word puzzle that includes some famous places around the world. See what cities on the departures chart you should be paying attention to and at the same time figure out your next clue. Remember, the clock is ticking for you to find your final destination!

1 2 3 2 5 4 3 6 6 1 4 5



1. Island destinations in Oceania

2. Among the 7 modern wonders of the world

3. Polar circles

4. Baltic countries

5. Large deserts

6. Tallest mountains on their continent

DESTINATION	TIME
ATLANTA	12:15 AM
BARCELONA	8:00 PM
BEIJING	9:30 PM
BERLIN	7:52 PM
BOGOTA	4:30 PM
CHICAGO	4:45 PM
HAMBURG	2:15 AM
KINSHASA	7:30 PM

DESTINATION	TIME
LAHORE	11:15 PM
LISBON	9:00 PM
MUMBAI	4:15 AM
MUNICH	6:35 PM
PARIS	9:00 PM
ROTTERDAM	8:45 PM
SINGAPORE	8:10 PM
WASHINGTON D.C.	1:30 AM

Where are you flying to next?

— — — — —